

## Pele Trust Admissions Policy (for 2023-24)

### Admissions Procedure - How and when to apply

The standard admission points for Pele Trust schools are entry to the primary phase in the Reception year and entry to the secondary phase in Year 7. These places are allocated for the start of the academic year in September.

Northumberland residents should apply through Northumberland County Council's admissions online portal; Newcastle residents should apply for places through Newcastle City Council's admissions system. The deadline for secondary place applications is 31 October in the year prior to admission. For reception places the deadline for applications is 15 January in the year of admission. Applications received after these dates will be classed as late applications and will be processed after all of the applications received on time.

Applications for places in other year groups, or after the start of the academic year, can be made at any time. These are referred to as in-year transfers.

Primary schools also offer nursery places. Parents and carers should note that the allocation of Reception places does not take into account attendance at any specific nursery class or school. Children in the nursery class of the school will not be given priority nor are they guaranteed a Reception place in the main school.

### Applications for children with an Education, Health and Care Plan


All children whose Education, Health and Care Plan names the school must be given admission to that school before other applicants.

### Admission of children outside their normal year group

Parents may request that their child is admitted outside their normal age group if

- They feel their child is ready to start school early (primary or secondary), or
- They feel their child is not ready to start school (primary or secondary) with their peers.

Requests must be submitted in writing to the Headteacher of the relevant school and include any supporting evidence from relevant professionals. The agreement to accept this request will be made by the Board of Directors; please note that this is not a guarantee of a place in school and a new application must be made for Reception or Year 7 the following year. Applications will be ranked against the Trust's oversubscription criteria for admission.



## Planned Admission Number (PAN)

The Board of Directors of Pele Trust is the Admission Authority and is obliged to admit all applicants to a particular school within Pele Trust provided these do not exceed the school's Published Admission Number.

The Published Admission Number of each school is:

Belsay:	15
Darras Hall:	60
Heddon St. Andrews:	30
Ponteland Primary:	60
Richard Coates:	60
Ponteland High School:	240 (Year 7 entry)

## Oversubscription: primary school admission applications

The Pele Trust welcomes applications from all students and we are obliged to admit all students provided our Published Admission Number (PAN) for each school is not exceeded. However, where there are places for some, but not all applicants, priority is given in accordance with the oversubscription criteria set out below.

### Oversubscription criteria (Pele Trust primary schools)


Applicable to Belsay Primary; Darras Hall Primary; Heddon St. Andrews Primary; Ponteland Primary; Richard Coates CE School

#### 1. Looked After Children

- a. Looked after children and all previously looked after children, including those children who appear to have been in state care outside of England and ceased to be in state care as a result of being adopted. Previously looked after children are children who were looked after but ceased to be so because they were adopted (or became subject to a child arrangements order or special guardianship order).

#### 2. Catchment area

- a. Children living within the catchment area of the school (as defined by Pele Trust and available on the Northumberland County Council's 'school catchment area digital maps' [here](#). NB: Click the top right hand corner symbol [three horizontal lines] and then click 'Layer List' to highlight catchment areas by school phase) and those on whose behalf firm evidence is presented that they will be living in the catchment area by the appropriate admission date



### 3. Exceptional medical or social need

- a. Students on whose behalf evidence of exceptional medical or exceptional social need is presented. For example, where one or both parents of the child have a disability that may make travel to a school that is further away difficult. Evidence must be supported by a written statement by a professionally involved third party, such as a doctor or a social worker

### 4. Siblings

- a. Students who have an older brother or sister who already attends the same Pele Trust school and who is expected to be on roll at the school at the time of admission. [For the purpose of admissions siblings are deemed to be brothers and sisters, step brothers and sisters, adopted brothers and sisters and other children who reside permanently in the household and are treated as siblings.]

### 5. Children of staff employed within the Pele Trust primary school applied for

- a. Children of staff employed within the Pele Trust school applied for where the member of staff has worked in that school for two or more years at the time at which the application for admission is made and/or the member of staff has been recruited to fill a post where there is a demonstrable skill shortage

### 6. Faith consideration (Richard Coates CE School only)


- a. Children whose parents are committed members of the Church of England, or any other Christian Church, and who regularly and frequently attend.

NB: **Regularly and frequently** is defined as attendance at least once per month over the last twelve months immediately prior to the admission application deadline; it is sufficient for just one parent/carer to attend. Acceptable evidence would be a letter from the relevant minister/vicar attesting to regular attendance as outlined above)

### 7. Distance

- a. Distance from the front door of the child's home to the main gate of the school will be the deciding factor with preference being given to those whose home address is nearest to the school as measured in a straight line ('as the crow flies'). The distance checker is contained within the EMS school admissions software using GIS data. Distance checking is an integral function within the school admissions software ensuring consistency in measurement. This will be based on the child's address.

Where the last place to be allocated would mean that a multiple birth sibling group, i.e. twins, triplets, or other multiple birth sibling groups would be split, the sibling will be accepted as an excepted pupil. Otherwise, if only one final place can be offered, and two



applicants live equidistant from the Academy, the LA's system of random allocation will apply as a tie-breaker.

## Oversubscription: secondary school admission applications

The Pele Trust welcomes applications from all students and we are obliged to admit all students provided our Published Admission Number (PAN) for each school is not exceeded. However, where there are places for some, but not all applicants, priority is given in accordance with the oversubscription criteria set out below.

### Oversubscription criteria (Pele Trust secondary school)

Applicable to Ponteland High School

#### 1. Looked After Children


- a. Looked after children and all previously looked after children, including those children who appear to have been in state care outside of England and ceased to be in state care as a result of being adopted. Previously looked after children are children who were looked after but ceased to be so because they were adopted (or became subject to a child arrangements order or special guardianship order).

#### 2. Feeder schools (in descending order of priority)

- a. Children on roll in a Pele Trust primary school, i.e. Belsay, Darras Hall, Heddon St. Andrews, Ponteland Primary and Richard Coates) who also live in the catchment area (as defined by Pele Trust and available in Appendix 1 and on the Northumberland County Council 'school catchment area digital maps' [here](#). NB: Click the top right hand corner symbol [three horizontal lines] and then click 'Layer List' to highlight catchment areas by school phase) and those on whose behalf firm evidence is presented that they will be living in the catchment area by the appropriate admission date
- b. Children living in the catchment area on whose behalf firm evidence is presented that they will be living in the catchment area by the appropriate admission date
- c. Children who reside outside of the catchment area but have attended a Pele Trust primary school for a minimum of two full academic years

#### 3. Exceptional medical or social need

- a. Students on whose behalf evidence of exceptional medical or exceptional social need is presented. For example, where one or both parents of the child have a disability that may make travel to a school that is further away difficult. Evidence must be supported by a written statement by a professionally involved third party, such as a doctor or a social worker



#### 4. Siblings

- a. Students who have an older brother or sister who already attends the same Pele Trust school and who is expected to be on roll at the school at the time of admission. [For the purpose of admissions siblings are deemed to be brothers and sisters, step brothers and sisters, adopted brothers and sisters and other children who reside permanently in the household and are treated as siblings.]



#### 5. Children of staff employed within the Pele Trust secondary school applied for

- a. Children of staff employed within the Pele Trust school applied for where the member of staff has worked in that school for two or more years at the time at which the application for admission is made and/or the member of staff has been recruited to fill a post where there is a demonstrable skill shortage.

#### 6. Distance

- a. Distance from the front door of the child's home to the main gate of the school will be the deciding factor with preference being given to those whose home address is nearest to the school as measured in a straight line ('as the crow flies'). The distance checker is contained within the EMS school admissions software using GIS data. Distance checking is an integral function within the school admissions software ensuring consistency in measurement. This will be based on the child's address.

Where the last place to be allocated would mean that a multiple birth sibling group, i.e. twins, triplets, or other multiple birth sibling groups would be split, the sibling will be accepted as an excepted pupil. Otherwise, if only one final place can be offered, and two applicants live equidistant from the Academy, the LA's system of random allocation will apply as a tie-breaker.





## Proof of Residence

- Parents will be asked to provide proof of residency in the case of oversubscription
- The address given must be where the child lives permanently. It must not be that of a childminder, grandparent, or other relative's address. If parents/carers share custody of a child then the Trust may request to see the court order, medical card or other evidence to establish where the child is resident for most of the time during weekdays.
- Pele Trust also reserves the right to withdraw a place at a school if information relating to address or any other matter is found to be false.

## Additional information

1. Children with protected characteristics under the Equality Act 2010 will be treated no less favourably than other applicants for admission. In respect of children with disabilities, schools are under a duty to make reasonable adjustments to ensure that pupils with disabilities are not placed at a substantial disadvantage, and no child will be refused a place on the grounds of disability. A pupil has a disability if he or she has a physical or mental impairment that has a substantial and long-term adverse effect on his or her ability to carry out normal day-to-day activities.
2. In cases where an application for a place has been unsuccessful, parents may request that the child's name be placed on a waiting list for the school in question. Waiting lists can only apply to transfer year groups and will only be maintained until 31 December of the year in question. A place on the waiting list does not affect your right to appeal.
3. Those parents whose application to a school has been unsuccessful will be notified of their right of appeal to an Independent Appeal Panel. The School Standards and Framework Act 1998 gives this right to all parents whose application for a school has been unsuccessful. The decision of an Appeal Panel is binding on both the Admission Authority and the school. The School Admissions Appeals Code can be found on the DfE website at <https://bit.ly/3qLraNs>.

## Late applications for a Northumberland School Place

If an application is late and is not considered as exceptional, a place will not be offered on 1 March 2023 (secondary school) or 17 April 2023 (primary school). This will be the case even if you live in the catchment area for the school.

## Notification of Places

The formal offer of a place will be issued by Northumberland County Council Admissions Team who will write to parents/carers on

1. Primary school applications: 17 April 2023
2. Secondary school applications: 1 March 2023

## Waiting lists/appeals



Each school within Pele Trust will maintain a waiting list for the transfer year group, i.e. Reception and Y7. Positions on the waiting list will be determined solely in accordance with the oversubscription criteria. Where places become vacant they will be allocated to children on the waiting list in accordance with the oversubscription criteria.


### **In year admissions**

The Pele Trust has agreed to operate in accordance with Northumberland County Council's Pupil Placement Panel (Fair Access protocol). To apply for a place during the academic year, parents/carers should contact the Northumberland County Council Admissions Team and request an In-Year Transfer Form. If the year group is full or oversubscribed then a place will be refused, however, the applicant will be given the opportunity to appeal. If the parent/carer chooses to appeal for a place then an independent panel will be convened, and any decision made by the panel is legally binding.


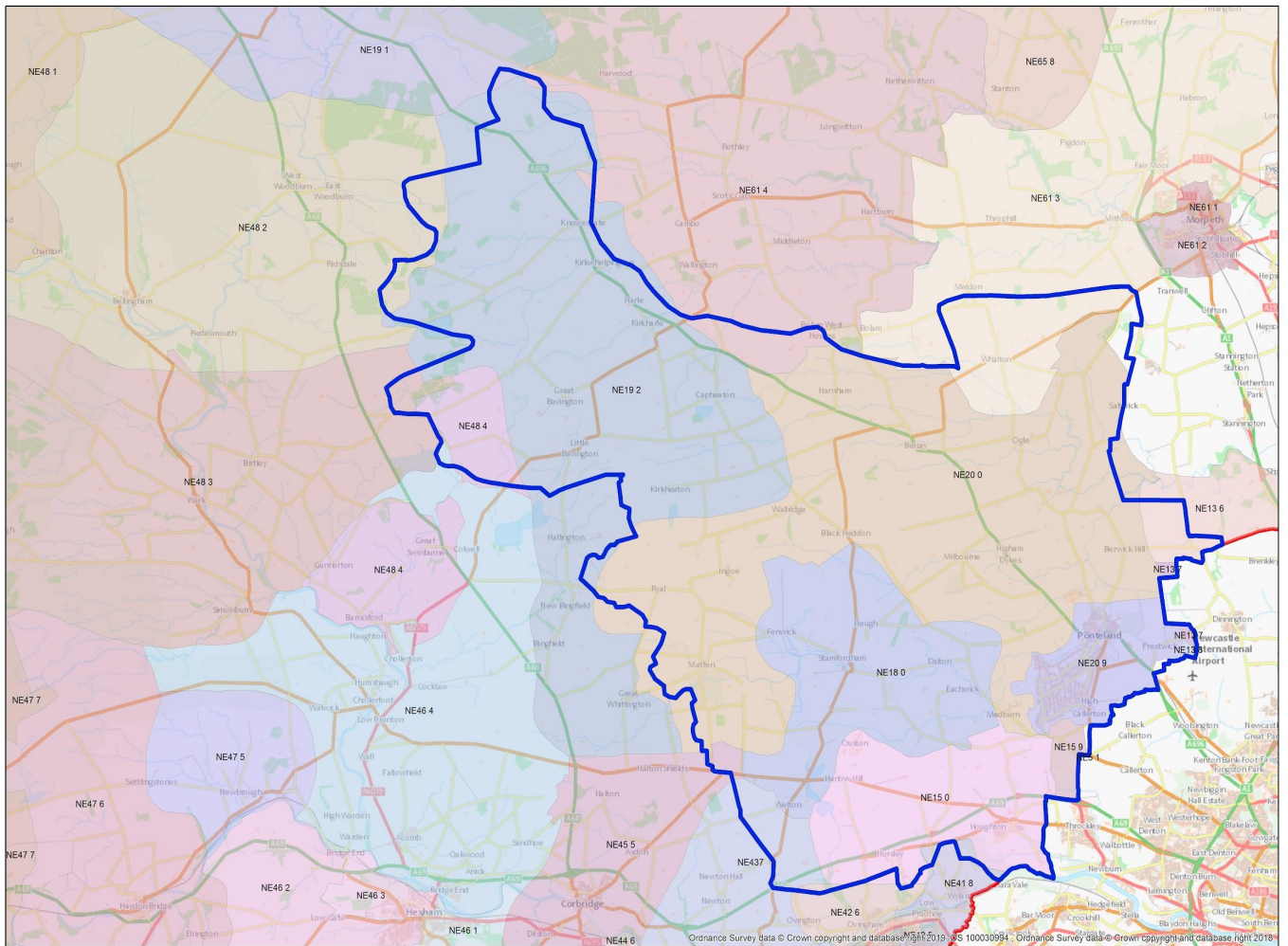
### **Withdrawing an offer of a place**

The Trust reserves the right to withdraw an offer of a place if

- Parent/carer fails to respond to the offer of a place within the agreed deadline
- It is established that the offer of a place was obtained through fraudulent or misleading application



# Appendix 1



Registered address: Callerton Lane, Ponteland, Newcastle upon Tyne NE20 9EY. A charitable company limited by guarantee registered in England and Wales (company number: 11395017).